



District Report Card: 2017


State: Gujarat	District: Mahesana
Class: 3	Subject: Language
Schools: 61	Students: 1324


Participation/Coverage


Students

GENDER 	Boys		Girls	
	Number	%	Number	%
	702	53.02	622	46.98

AREA 	Rural		Urban	
	Number	%	Number	%
	1180	89.12	144	10.88

CATEGORY 	SC		ST		OBC		GEN	
	Number	%	Number	%	Number	%	Number	%
	60	4.53	11	0.83	1039	78.47	214	16.16

CWSN 	LD	VI	HI	S&LD	ID	Oth
	2	2	1	2	6	8

Management 	Government		Government-aided	
	Number	%	Number	%
	1205	91.01	119	8.99

Average Performance of Students in Language (%)

Overall	Gender		Area		Management		Social Group			
	Male	Female	Rural	Urban	Govt.	Aided	SC	ST	OBC	GEN
75.30	75.16	75.47	75.20	76.16	75.24	75.91	79.78	75.76	74.32	78.82

Performance on Learning Outcomes (LOs)

Learning Outcomes	Description	Average Performance(%)
L304	Reads small texts with comprehension i.e., identifies main ideas, details, sequence and draws conclusions	76.25
L312	Reads printed scripts on the classroom walls: poems, posters, charts etc.	73.41

Range of Performance of Students who Answered Correctly							
Below 30%		30% - 50%		50% - 75%		Above 75%	
Number	%	Number	%	Number	%	Number	%
78	5.89	105	7.93	367	27.72	774	58.46

Lowest Performing Learning Outcomes (LOs)

- 1 - Reads printed scripts on the classroom walls: poems, posters, charts etc. (73.41)
- 2 - Reads small texts with comprehension i.e., identifies main ideas, details, sequence and draws conclusions (76.25)